

Installation Manual

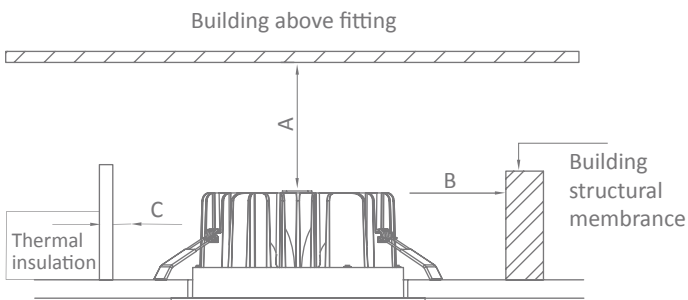
NEO-25

Order Code	Product Code	Description
20578	NEO-25-W-WW	25W LED Downlight, Satin White - 3000K Warm White
20579	NEO-25-W-W	25W LED Downlight, Satin White - 5000K White

Thank you for purchasing your new LED NEO-25, Please take the time to read and understand the instruction sheet below. Failure to do so may void warranty.

Specifications


Voltage:	240V AC	Lumen (±5%):	WW 3000K - 1700lm W 5000K - 1800lm	Dimmable:	Yes (Domus dimmer series)
Power:	25W	Beam Angle:	60°	CRI:	≥80
IP Rating:	44	CCT:	3000K - 5000K	Lifespan:	50,000hrs



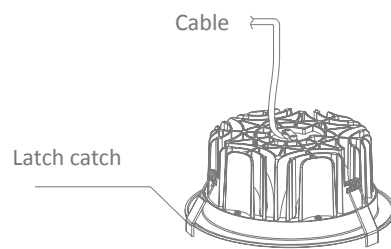
Install Requirements

A - Gap above the top of the fitting.	25mm
B - Side gap to the structural membrane.	25mm
C - Gap between thermal insulation.	25mm

Cutout Ø160-170mm

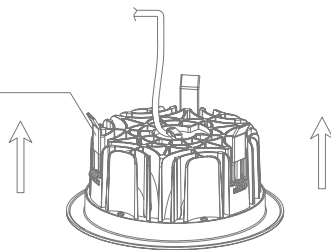


1



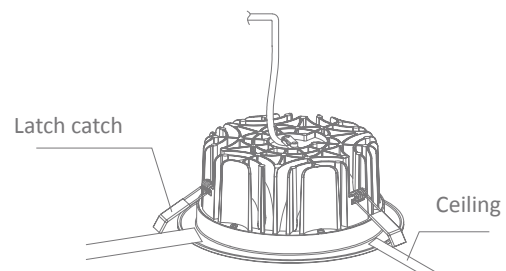
2

A. Vertical pull latch



3

B. Fasten the latch on the ceiling



4

Note: -The lamp must be installed by professional electrician
-Ensure the power supply is switched off before fitting this product

-Do not touch the lamp when in use
-Keep away from hot steam and corrosive gas