

### MIRROR-10

Date: 03/2019

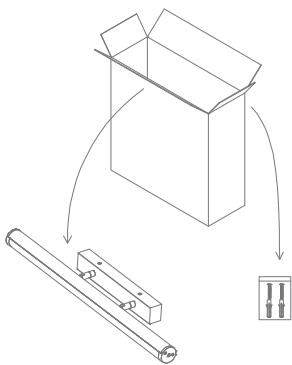
Variant	Item No.	Description
12001	MIRROR-10-BLK	10W Vanity light, black finish. Trio colour technology.
12003	MIRROR-10-CHR	10W Vanity light, chrome finish. Trio colour technology.
12005	MIRROR-10-SCHR	10W Vanity light, satin chrome finish. Trio colour technology.
12007	MIRROR-10-WHT	10W Vanity light, white finish. Trio colour technology.

Thank you for purchasing your new LED MIRROR-10, Please take the time to read and understand the instruction sheet below. Failure to do so may void warranty.

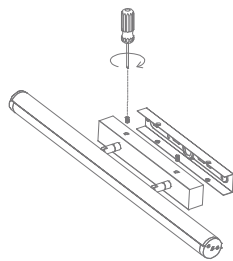
### Specifications

Voltage:	240V	Lumen (±5%):	Warm White 3000K - 1040lm Neutral White 4000K - 1110lm White 5700K - 1180lm	Dimmable:	No
Power:	10W	Beam Angle:	120°	Operating Temp:	-20°C~45°C
IP Rating:	IP20	CCT:	3000K - 4000K - 5700K (Switchable)		
CRI:	≥80	Lifespan:	50,000hrs		

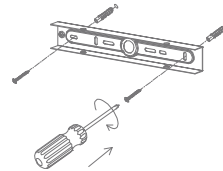
1. Remove from box



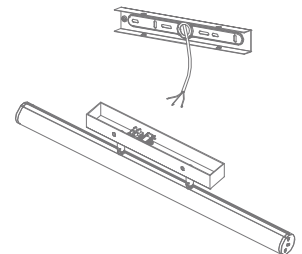
2. Press the hasp to take out the bracket



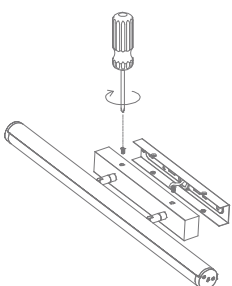
3. Knock-in the plastic anchor into the wall. Fix bracket with screw into the wall



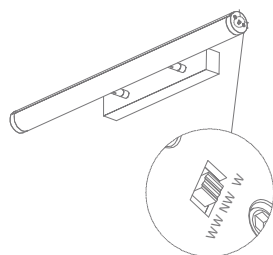
4. Remove the link pressing clip, connect the wires correspondingly



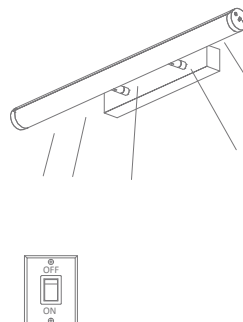
5. Fix the lamp to the bracket



6. Slide the preferred CCT before turning on the lamp.



7. Switch on



**Note:** -The lamp must be installed by professional electrician  
-Ensure the power supply is switched off before fitting this product

-Do not touch the lamp when in use  
-Keep away from hot steam and corrosive gas