

Installation Manual

JET-3B

Order Code	Product Code	Description
20654	JET-3B-W-WW	30W LED 3 Bar White Spotlight, Warm White 3000K
20655	JET-3B-W-W	30W LED 3 Bar White Spotlight, White 5000K
20656	JET-3B-S-WW	30W LED 3 Bar Silver Spotlight, Warm White 3000K
20657	JET-3B-S-W	30W LED 3 Bar Silver Spotlight, White 5000K

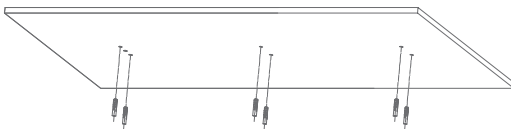
Thank you for purchasing your new LED JET-3B spotlight, Please take the time to read and understand the instruction sheet below. Failure to do so may void warranty.

Specifications

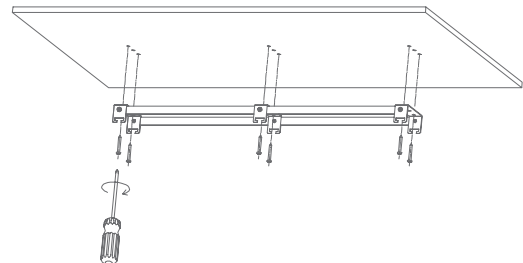
Voltage:	240V AC	Lumen (±5%):	Warm White 3000K - 2610lm White 5000K - 2760lm	Dimmable:	Yes*
Power:	30W	Beam Angle:	45°	Operating Temp:	-20°C-45°C
IP Rating:	20	CCT:	3000K - 5000K	Power Factor:	≥0.9
CRI:	≥80	Lifespan:	40,000hrs		

Surface Mounted:

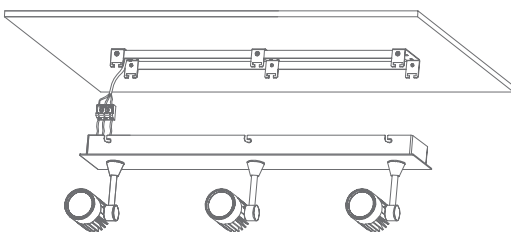
1. Knock-in the plastic anchors into the ceiling hole



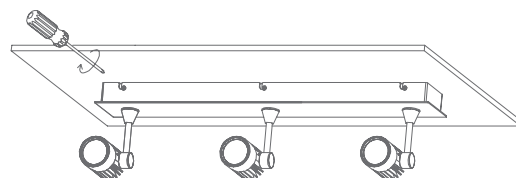
2. Fix bracket with screws



3. Connect power supply



4. Hang the spotlight of bracket and tighten screws




Note: -The lamp must be installed by professional electrician
-Ensure the power supply is switched off before fitting this product

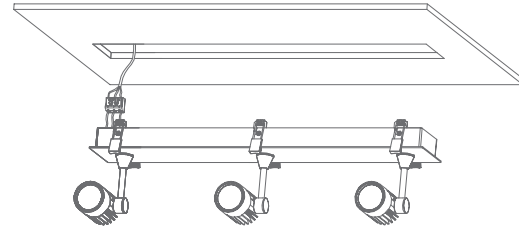
-Do not touch the lamp when in use
-Keep away from hot steam and corrosive gas

Semi-Recessed:

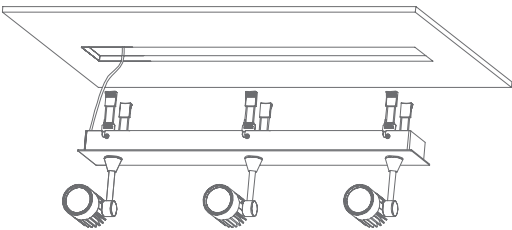
1. Cutout: 599x85mm



2. Connect power supply



3. Hold the spring clips upwards and insert spotlight into position



4. Finish

