

Installation Manual

INTRO-8

Order Code:	Product Code:	Description:
20488	INTRO-8-WW	8W LED Lamp, 3000K Warm White
20489	INTRO-8-W	8W LED Lamp, 5000K White

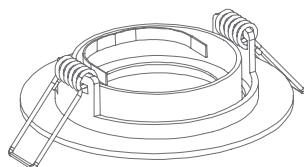
Thank you for purchasing your new LED INTRO-8, Please take the time to read and understand the instruction sheet below. Failure to do so may void warranty.

Specifications

Voltage:	AC 240V	Lumen (±5%):	Warm White 3000k - 610lm White 5000K - 680lm	Dimmable:	Yes*
Power:	8W	Beam Angle:	60°	Power Factor:	≥0.85
IP Rating:	20	CCT:	3000K - 5000K	CRI:	≥80
Operating Temp:	-20°C~45°C	Lifespan:	40,000hrs		

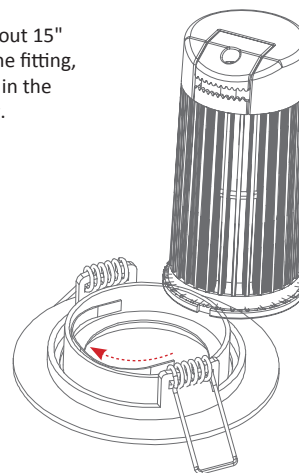
**Tested on the Domus EV-DIMMER (20505). May work on others but not tested.*

Turn over the fitting



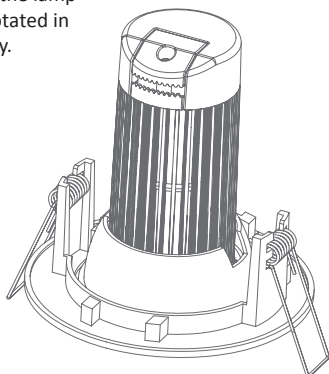
1

Put the lamp about 15" upright above the fitting, and then rotate in the fitting brass ring.



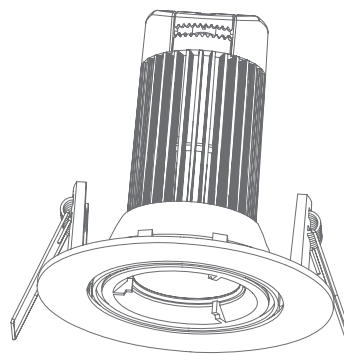
2

Check whether the lamp is completely rotated in the fitting tightly.



3

Finished



4

Note: -The lamp must be installed by professional electrician
-Ensure the power supply is switched off before fitting this product

-Do not touch the lamp when in use
-Keep away from hot steam and corrosive gas