



LT SERIES LT407 - 7W

7 watt LED SMD tubular lamps

Application

Energy efficient LED lamp solutions

Design Specifications

- Opal polycarbonate diffuser
- Poly covered aluminium body
- High efficiency SMD LED chips, beam 240 degree
- Integral non-dimmable LED driver
- Colour temperature 3000K, 4000K, 6000K, CRI > 80
- Suits most CFL lamp fitting, lamp bases B15, B22, E14, E27



Technical Specification

Model No.	Description	Input (V)	Power (W)	Lumens (lm)	CCT (K)	CRI
LT407/27B15	LED TUBULAR 40mm 7W B15 3K	240	7	650	3000	80
LT407/27B22	LED TUBULAR 40MM 7W B22 3K	240	7	650	3000	80
LT407/27E14	LED TUBULAR 40mm 7W E14 3K	240	7	650	3000	80
LT407/27E27	LED TUBULAR 40mm 7W E27 3K	240	7	650	3000	80
LT407/40B15	LED TUBULAR 40mm 7W B15 4K	240	7	700	4000	80
LT407/40B22	LED TUBULAR 40mm 7W B22 4K	240	7	700	4000	80
LT407/40E14	LED TUBULAR 40mm 7W E14 4K	240	7	700	4000	80
LT407/40E27	LED TUBULAR 40mm 7W E27 4K	240	7	700	4000	80
LT407/65B15	LED TUBULAR 40mm 7W B15 6K	240	7	750	6000	80
LT407/65B22	LED TUBULAR 40mm 7W B22 6K	240	7	750	6000	80
LT407/65E14	LED TUBULAR 40mm 7W E14 6K	240	7	750	6000	80
LT407/65E27	LED TUBULAR 40mm 7W E27 6K	240	7	750	6000	80

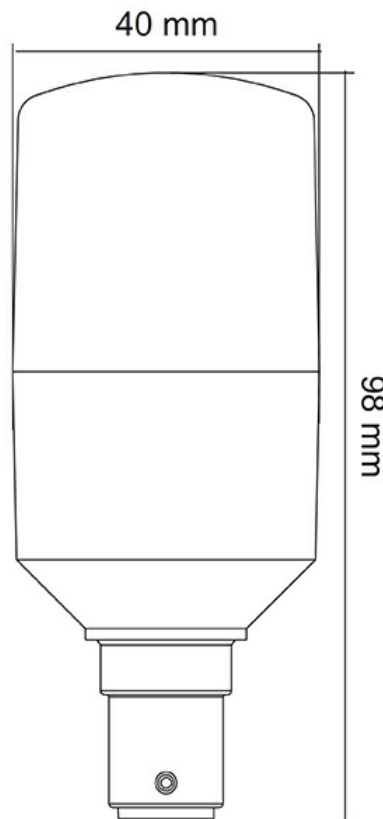


Model No.	Base Type	Beam Angle (°)
LT407/27B15	B15	240
LT407/27B22	B22	240
LT407/27E14	E14	240
LT407/27E27	E27	240
LT407/40B15	B15	240
LT407/40B22	B22	240
LT407/40E14	E14	240
LT407/40E27	E27	240
LT407/65B15	B15	240
LT407/65B22	B22	240
LT407/65E14	E14	240
LT407/65E27	E27	240

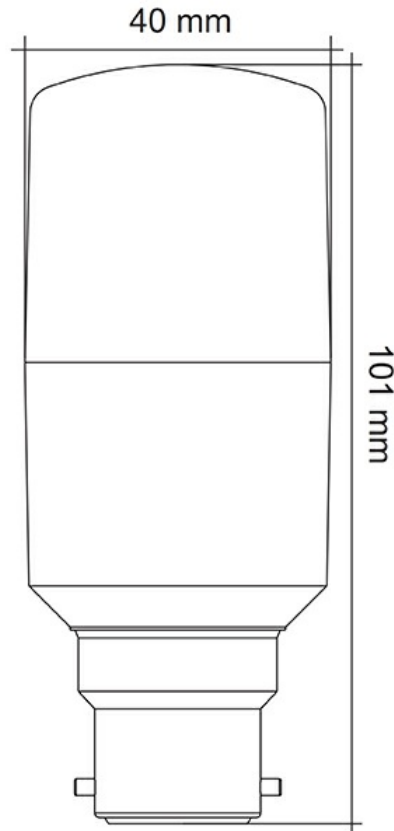
Due to continued product and technology enhancements, data sourced from sal.net.au shall not form part of any contract and or technical performance guarantee unless expressly confirmed in writing by SAL at the time of order. Products are sold in accordance with SAL Terms and Conditions of sale and all images shown are for illustration purposes only and may vary from the actual colour or finish.

Dimensions

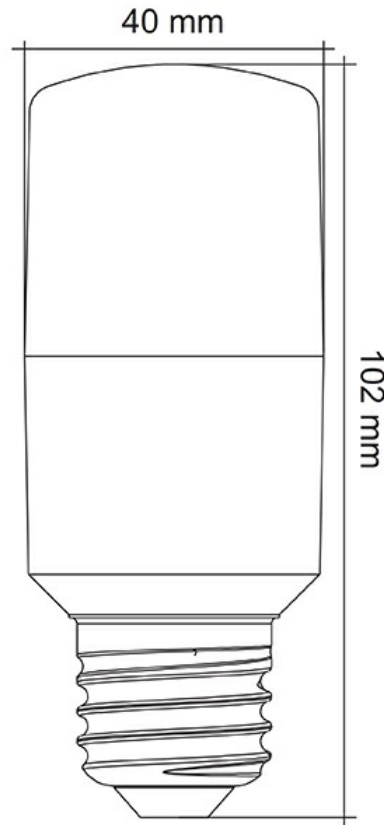
LT407 B15



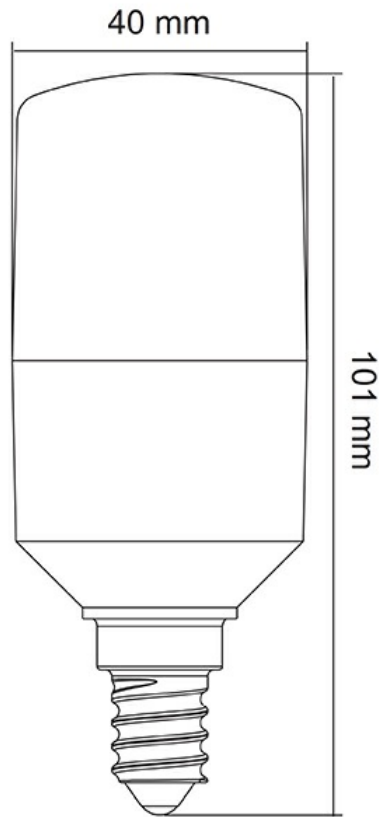
LT407 B22



LT407 E27



LT407 E14



Product Images

